



Part# 52-5749-00

13'/15' SUN TOP W/BOOT

<u>Installation Hardware:</u>	<u>Part No.</u>
2. – Stainless Steel Angle Hinges	25-0367-00
8. – 1” #8 Flat Head Sheet Metal Screws	25-3046-00
4. – 10/32” Well Nuts	16-1607-00
4. – 3/4” x 10/32” FHM Screws	25-0298-00
4. – SS Eyestraps	25-0610-00
2. – 1/4” Lock Washers	25-1404-00
1. – Installation Drawing	15-1006-00


Extra parts may be found in this package which would enable this product To be installed on other Boston Whaler models.

Note: This Top also fits 13/15 Super Sports, 13/15 Super Sports Ltd., and 13/15 GLS models. See drawing #15-1006-00 for installation of hardware.

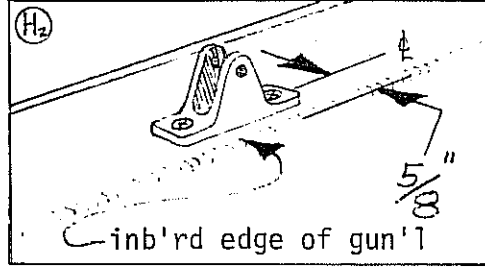
SCALE	DATE	DRAWN	CHK'D	APP'D
-	6/1/83	DB	JVY	PUD

Boston Whaler Sun Top Pt # 52-5749-00 Installation Diagram for 13'/15' Super Sport, SUPER SPORT Ltd, SPORT, & GLS Models

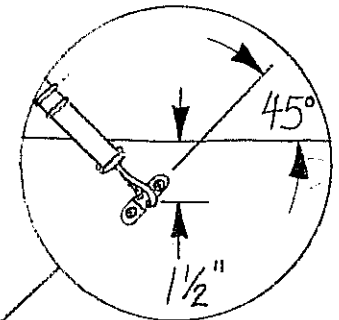
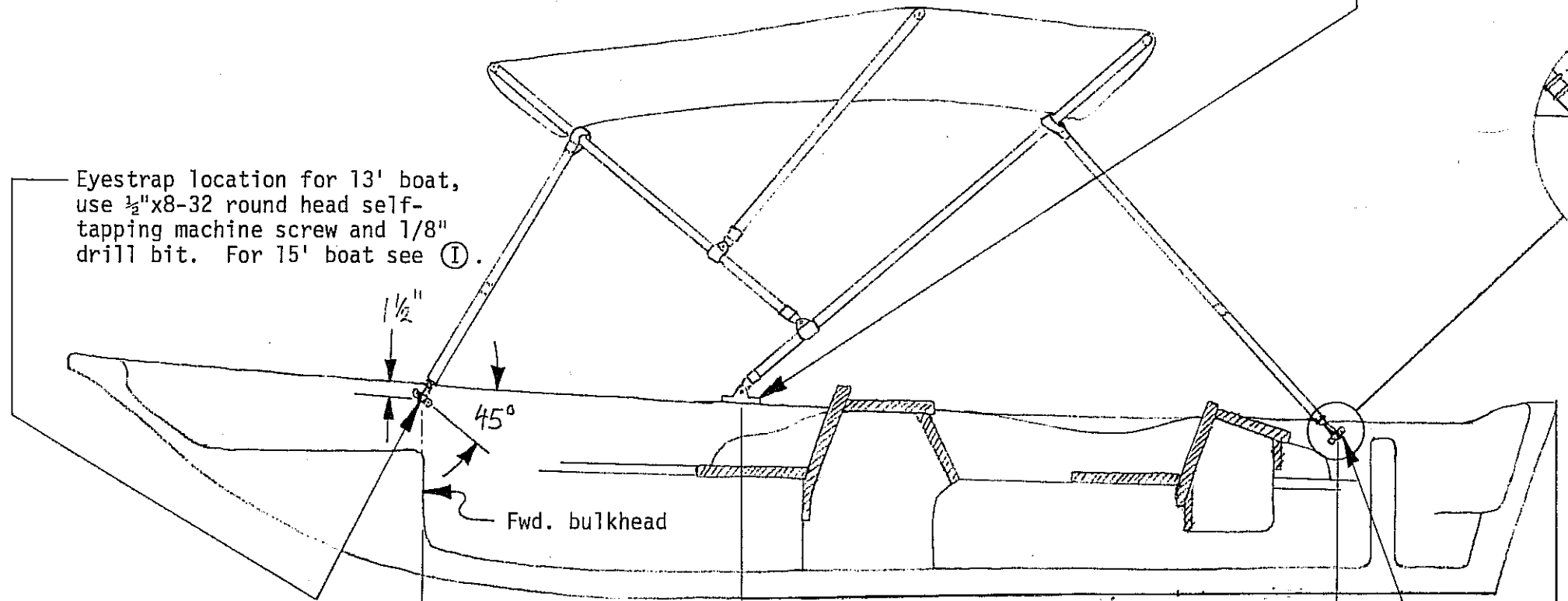
13' boat hinge location



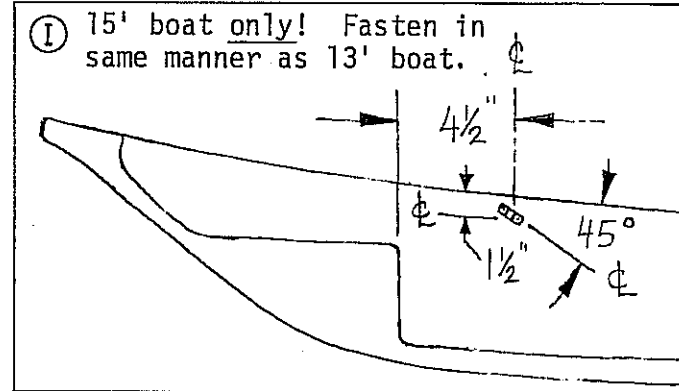
15' boat hinge location



Hinge, secure with 10-32 flat head machine screws and well-nuts. See (H) and also Well-nut detail.



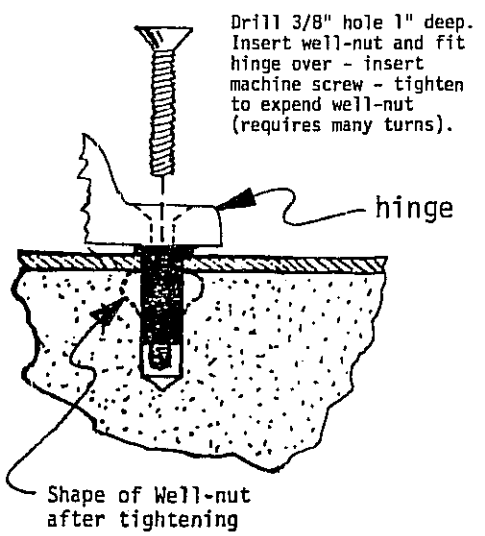
Eyestraps location for 13' boat, use 1/2"x8-32 round head self-tapping machine screw and 1/8" drill bit. For 15' boat see (I).



(I) 15' boat only! Fasten in same manner as 13' boat.

Eyestraps, 1/2"x8-32 round head self-tapping machine screw. Use 1/8" drill bit.

Well-nut detail



13' boat = 43 1/2"
15' boat = 48"

13' boat = 92 1/2"
15' boat = 97"

67 1/2"
13 & 15 GLS Models

Parts List

- 52-5749-00 Sun Top with boot.
- Includes: (4) eyestraps
 - (8) 1/2"x8-32 self-tapping machine screws.
 - (2) hinges
 - (4) #10-32 well nuts
 - (4) 3/4"x#10-32 flat head machine screws.